



# Lodging Membership Application

Doing Business As <i>(name of your establishment)</i>		Date	
Primary Contact Name & Title <i>(first, middle initial, last)</i>		Number of units/rooms	
Owner Or Operator's Name & Title <i>(first, middle initial, last)</i>		Corporate Name <i>(legal entity)</i>	
Location/Physical Address <i>(address, city, state, zip)</i>			
Mailing Address <i>(if different) (address, city state, zip)</i>			
County	Business Phone	Mobile Phone	Fax
Email	Website		Do you utilize social media? Twitter   Facebook   LinkedIn
Restaurant on property? No   Yes (Name? _____)		OLCC License Type Full On-Premises Sales   Limited On-Premises Sales	
Open <i>(please check all that apply)</i> : Breakfast   Lunch   Dinner   Late Night   24 Hours       Reservations Recommend?   Yes   No       Casual Attire   Formal Attire			
Industry Segments Hotel/Motel   BNB/Inn   Vacation Rental   RV Park/Campground			
Please Check One Franchise   Chain   Independent   Property Management Company (if yes, please list managed locations on back)			
Lodging Membership Dues		Form Of Payment <i>(for full amount of annual dues)</i>	
Lodging Member dues are based on total number of rooms or units whether there is a restaurant onsite and lottery.		Payable to the: Oregon Restaurant & Lodging Association 8565 SW Salish Lane, Suite 120 Wilsonville, OR 97070-9633	
<b>Lodging &amp; Restaurant Dues</b>		<b>Total</b>	
1 – 25 Units		\$175	
26 – 49 Units   \$7/Unit x _____ Units		= \$ _____	
50+ Units First 100 Units   \$11.80/Unit x _____ Units		= \$ _____	
<b>Plus</b> Units above 100   \$4.80/Unit x _____ Units		= \$ _____	
Restaurant Dues   \$3/Unit x _____ Units		= \$ _____	
Minimum of \$100 and a maximum of \$1,545.			
Vacation Mgmt. Co.   \$7/Homes x _____ Homes		= \$ _____	
Minimum of \$175 and a maximum of \$1,545.			
RV Park   \$4/Space x _____ Spaces		= \$ _____	
Minimum of \$100 and a maximum of \$1,545.			
_____ # of additional mailings @ \$50 each \$		= \$ _____	
<b>Total Dues</b>		= \$ _____	
Lottery Commission Assessments			
Attention lottery retailer members: please add the following assessments to your restaurant dues. Lottery assessments are based on annual retailer commission.			
24,999 and under.....		\$90	
25,000 – 49,999.....		\$175	
50,000 – 99,999.....		\$250	
100,000 – 149,999.....		\$450	
150,000 – 299,999.....		\$750	
300,000 and above.....		\$995	
In submitting this application, the applicant affirms that the business he or she represents is operated in conformance with recognized ethical standards and accepted business practices of the restaurant, lodging and hospitality industry and agrees to abide by the Oregon Restaurant and Lodging Association bylaws; to support its objectives and interests; and pay dues in accordance with the adjacent dues schedule. Annual dues entitle you to one mailing per membership—please add \$50 for each additional mailing. Contributions or gifts to the Oregon Restaurant and Lodging Association are not tax deductible as charitable contributions. However, they may be tax deductible as ordinary and necessary business expenses. By becoming a member you are authorizing us to send information on products and services by phone and fax under U.S.C. 47 sec 227.		Signature _____	

List Additional Locations: *(if more space is needed, please attach a second sheet)*

Business Name 1		On-site Contact/Title 1
Location Address 1		Would you like this unit to receive mail? Yes No <i>(If yes, please add \$50 for each additional mailing to dues payment)</i>
Business Phone 1	Number of units	Mailing Address 1 <i>(if different)</i>
Email 1		Fax 1
Business Name 2		On-site Contact/Title 2
Location Address 2		Would you like this unit to receive mail? Yes No <i>(If yes, please add \$50 for each additional mailing to dues payment)</i>
Business Phone 2	Number of units	Mailing Address 2 <i>(if different)</i>
Email 2		Fax 2

Please check all the amenities that are available on-site with in your category:

Lodging	Bed & Breakfast	Vacation Rental	RV Park
Air Conditioning	Air Conditioning	A/C Units Available	Groceries/Ice Onsite
Complimentary Breakfast	100% Smoke Free	100% Smoke Free	Laundry Facilities
Fitness Facility	Concierge Services	Community Pool	Near Fishing/Hunting
Fireplace In-room	Credit Cards Accepted	Fireplaces	50 Amp Full Hookups
Kitchenettes	Family Friendly	Garage	Propane
100% Smoke Free	Full Breakfast	Handicap Accessible	Pull Through
Pet Friendly	Fireplaces	High-speed Internet Access	Restaurant Onsite
Restaurant/Lounge Onsite	Handicap Accessible	Kitchenette or Full Kitchen	Showers
Spa/Hot Tub	High-speed Internet Access	Pet Friendly	Spa/Pool
Swimming	Hot Tub/Jacuzzi	Spa Pool/Hot Tub	TV Cable Hookup
Handicap Rooms/Facilities	Pet Friendly	Washer & Dryer	Cabin/Cottage Rentals
High-speed Internet Access	Private Bathrooms	Waterfront or Mountainview	High-speed Internet Access

Average Daily Rates *(please check one)*:

Call for Rates    \$(0–60)    \$\$(\$61–99)    \$\$\$(\$100–150)    \$\$\$\$(\$151 or above)










Workers' Compensation Insurance

Renewal Date <i>(if known)</i>	Current Carrier	Estimated Annual Payroll	Average Number Of Employees
--------------------------------	-----------------	--------------------------	-----------------------------

Property Liability Insurance

Renewal Date <i>(if known)</i>	Current Carrier	Annual Receipts	Percent Of Liquor Sales
--------------------------------	-----------------	-----------------	-------------------------

Please check the boxes for the ORLA endorsed member services for which you would like information sent:

	Liberty Northwest—ORLA Group Workers' Compensation Insurance Liberty Northwest—ORLA Group Property & Liability Insurance		
	First Data—Credit Card Processing		Creative Center—Advertising, Branding & Web Design
	FoodCalc®—Nutrition & Menu Labeling Services		Garth T. Rouse & Associates—ORA Health Insurance Program
	Micros—Point-Of-Sale (POS) Systems		Standard Biofuels—Waste Vegetable Oil Recycling
	Aflac—Supplemental Insurance		BMI—Music Licensing